



*Please enjoy this
Hanukkah Activity Packet
with your family as a gift from*



in the Greater Palm Beaches

&

Dorothy & Sidney Kohl



The Story of Hanukkah

A long, long time ago in the land of Israel, the most special place for the Jewish people was the Temple (synagogue) in Jerusalem. The Temple contained many beautiful objects, including a tall, golden menorah. Unlike menorahs of today, this one had seven (rather than nine) branches. Instead of being lit by candles or light bulbs, this menorah burned oil. Every evening, oil would be poured into the cups that sat on top of the menorah. The Temple would be filled with shimmering light.



At the time of the Hanukkah story, a mean king named Antiochus ruled over the land of Israel. “I don’t like these Jewish people,” declared Antiochus. “They are so different from me. I don’t celebrate Shabbat or read from the Torah, so why should they?” Antiochus made many new, cruel rules. “No more celebrating Shabbat! No more going to the Temple, and no more Torah!” shouted Antiochus. He told his guards to go into the Temple and make a mess. They brought mud, stones, and garbage into the Temple. They broke furniture and knocked things down; they smashed the jars of oil that were used to light the menorah.

Antiochus and his soldiers made the Jews feel sad and angry. A Jewish man named Judah Maccabee said, “We must stop Antiochus! We must think of ways to make him leave the land of Israel.” At first, Judah’s followers, called the Maccabees, were afraid. “Judah,” they said, “Antiochus has so many soldiers. His soldiers carry such big weapons and he uses huge elephants to fight his battles! How can we Jews, who don’t have weapons, fight against him?” Judah said, “If we think very hard and plan very carefully, we will be able to defeat him.” It took a long time, but at last the Maccabees chased Antiochus and his men out of Israel.

As soon as Antiochus and his soldiers were gone, the Jewish people ran to Jerusalem to clean their Temple. What a mess! The beautiful menorah was gone, and the floor was covered with trash, broken furniture, and pieces from the shattered jars of oil. The Maccabees built a new menorah. At first they worried that they would not be able to light their new menorah, but they searched and searched, until at last they found one tiny jar of oil – enough to light the menorah for just one evening. The Maccabees knew that it would be at least eight days before they could get more oil, but they lit the menorah anyway. To their surprise, this little jar of oil burned for eight days. The Jewish people could not believe their good fortune. First, their small army had chased away Antiochus’ large army, and now the tiny jar of oil had lasted for eight whole days!

The Jewish people prayed and thanked God for these miracles. Every year during Hanukkah, Jews light menorahs for eight days to remember the miracles that happened long ago.



To learn more, visit pjlibrary.org/hanukkah

How to Play Dreidel

Supplies:

Dreidel

At least 10 tokens per player
(tokens can be any small
item — dried beans, chocolate
coins, pennies, etc.)



To set up, distribute the tokens evenly among the players.

Arrange yourselves in a circle. Have each player put one of their tokens into the center — the “pot.”

Now take turns spinning the dreidel. When it lands, the letter facing up will tell the player what to do:



Nun: Nothing. Don't take from or add to the pot.




Gimel: All. Take all of the tokens from the pot.



Hay: Half out. Take half of the tokens from the pot.



Shin: One in. Add one token to the pot.




Anytime the pot is emptied, each player puts one token back in before the next person spins. As players run out of tokens, they're out — and the last person remaining is the winner!

Happy Hanukkah

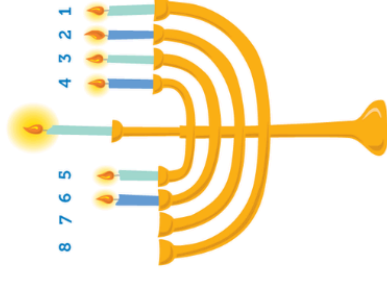
Lighting the Hanukkah menorah

Light the *Shamash*, the helper candle, first. Then say two blessings – one for lighting the candles, and one for miracles.



Shamash

Use the *Shamash* to light the other candles, starting with the newest candle, on the left.



The candles are placed in the menorah from **right to left**, with one more candle added each night.

If it's the first night of Hanukkah, add a third blessing for celebrating.

Baruch ata Adonai,
Eloheinu melech ha'olam,
asher kideshanu bemitzvotav
vetzivanu lehadlik ner shel
Hanukkah



Dear God, Creator of our world,
thank You for giving us rules that
make our lives special and for
teaching us to light these
Hanukkah candles.

ברוך אתה יי אלהינו מלך העולם אשר
קדשנו במצותיו ואנו להדליק נר של חנוכה

Amen



Baruch ata Adonai,
Eloheinu melech ha'olam,
sheh'asa nisim lavoteinu
bayamim haheim bazman
hazeh

Dear God, Creator of our
world, thank you for performing
miracles for our ancestors,
long ago and now.

ברוך אתה יי אלהינו מלך העולם שעשה
נסים לאבותינו בימים ההם בזמן הזה

Amen

Baruch ata Adonai,
Eloheinu melech ha'olam,
shehecheyanu
vekiyemanu
vehigi'anu
lazman hazeh.



Dear God, Creator of our world,
thank you for keeping us
alive so we can celebrate this
important moment.

ברוך אתה יי אלהינו מלך העולם
שחיינו וקיימנו והגיענו לזמן הזה

Amen



Scan to
hear the
blessings!

Jewish Federation
of Palm Beach County



PJ Library

in the Greater Palm Beaches

To learn more go to pjlibrary.org/hanukkah



Help us wish our community members a Happy Hanukkah!


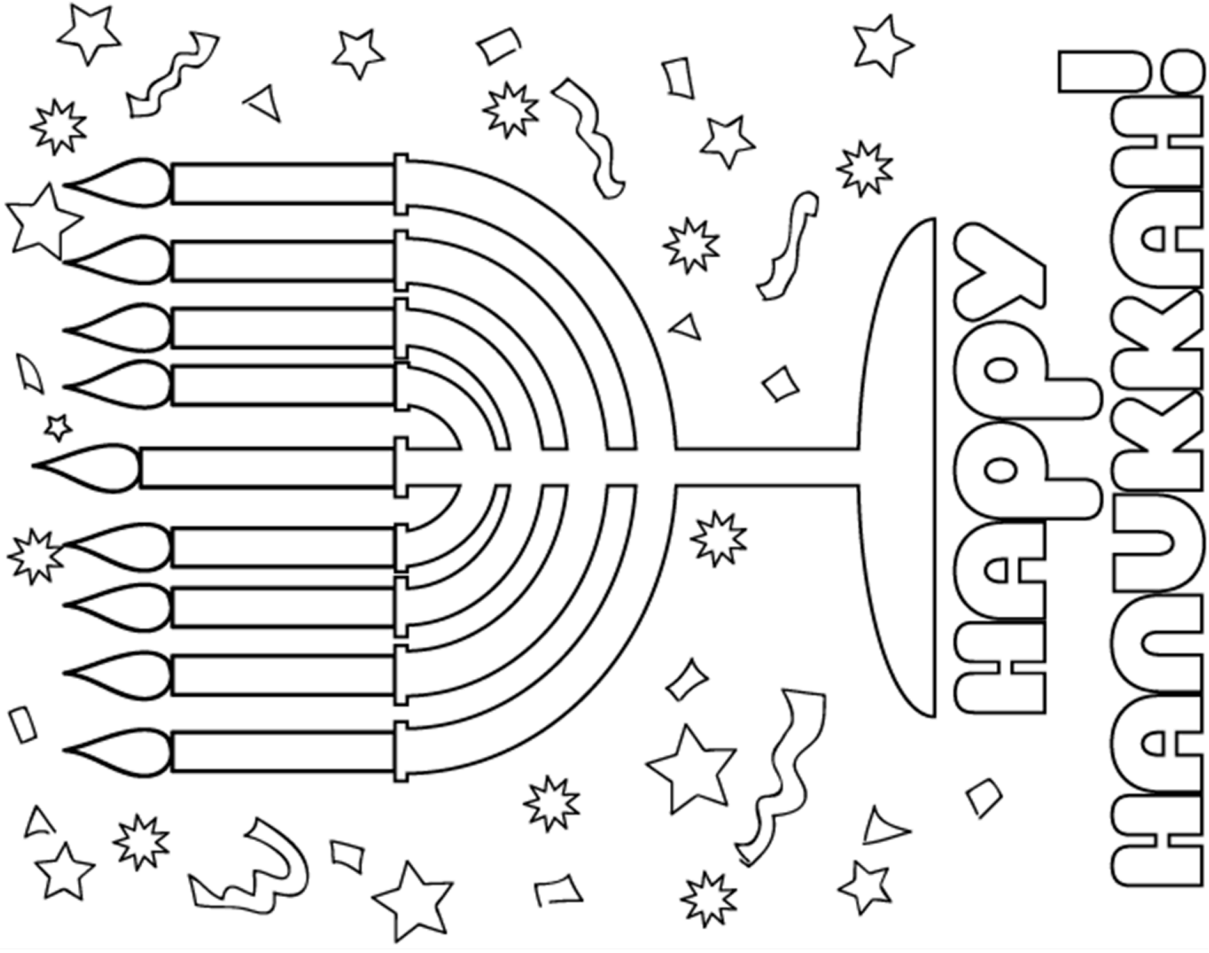


- Print out one or all of the coloring pages & cut each page in half. There are designs for all ages to color - kids, tweens, teens & adults!
- Color each side.
- Fold two or more pieces of construction paper in half.
- Glue one colored side to the front of each folded construction paper card.
- Write a short Hanukkah note inside each card, or write your name inside.
- Mail completed cards to us by December 5:
KJVC/Kohl Jewish Volunteer Center
1 Harvard Circle, Suite 100
West Palm Beach, FL 33409


We'll take care of the rest by delivering them to community members in need in partnership with Kind Kitchen.



HAPPY HANUKKAH!



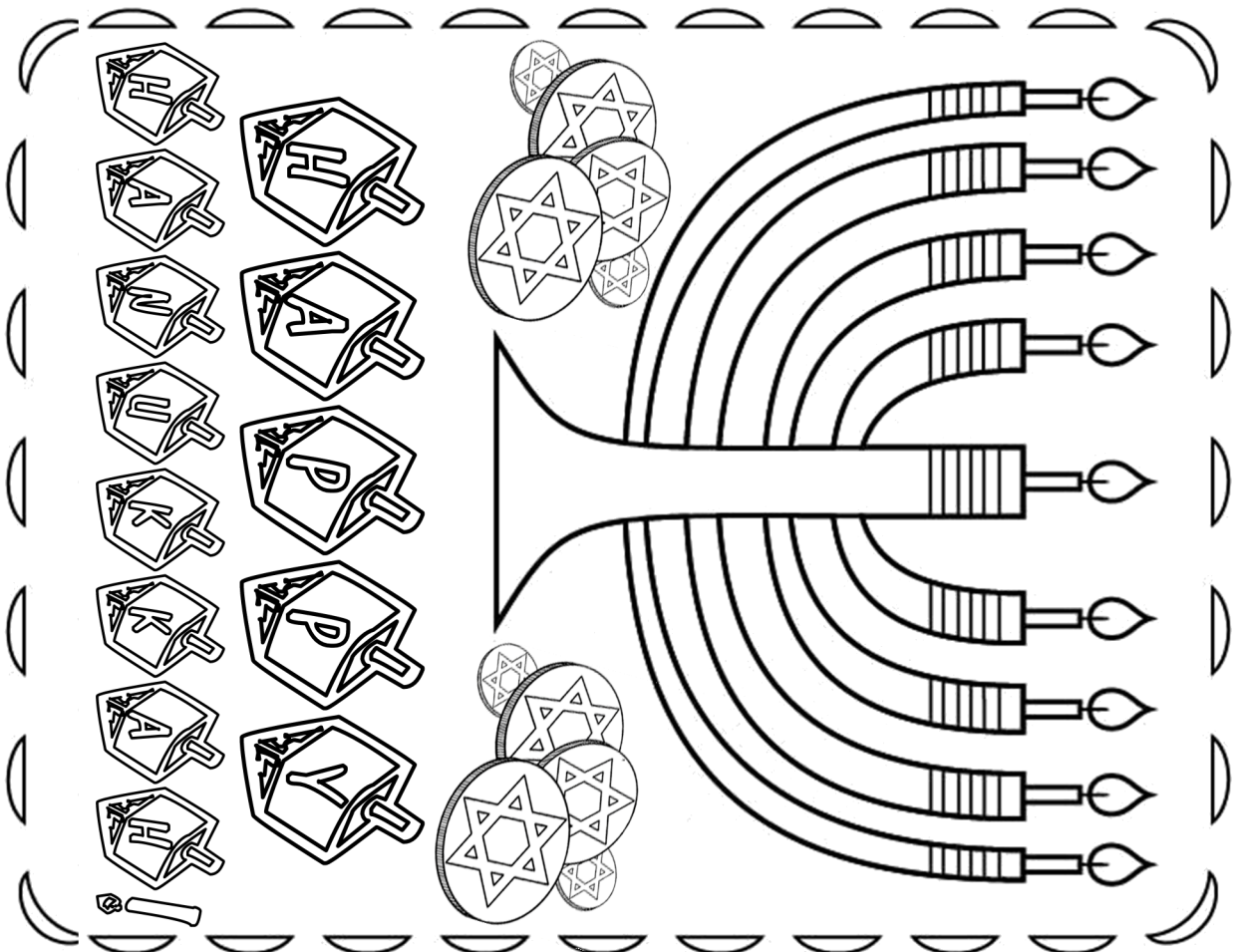
HAPPY HANUKKAH



PJ Library
in the Greater Palm Beaches

Dorothy & Sidney Kohl
JVC
Jewish Volunteer Center



PJ Library
in the Greater Palm Beaches



Dorothy & Sidney Kohl
JVC
Jewish Volunteer Center

HAPPY


HANUKKAH!



PJ Library
in the Greater Palm Beaches

Dorothy & Sidney Kohl
JVC
Jewish Volunteer Center

PJ Library
in the Greater Palm Beaches



Happy Hanukkah!

Dorothy & Sidney Kohl
JVC
Jewish Volunteer Center



Isaac and Chef's Hanukkah Party

Isaac and Chef were preparing for their annual _____ celebration. It was the first time
HOLIDAY
that Isaac had hosted a major holiday in his _____, _____-roomed house.
ADJECTIVE NUMBER

"Who did you invite?" Chef asked. "Well Ruthie, of course, and also _____,
NAME
_____, and, _____, the guy who runs the _____ Shop.
CELEBRITY MAN'S NAME NOUN

"_____, Isaac!" Chef called out.
EXCLAMATION

"What in _____ are you yelling about, Chef?"
PLACE

"Isaac, we only have six candles and you forgot to put out the _____. How are we going
NOUN
to celebrate Hanukkah without a _____?!"
SAME NOUN

Before they could react, there was a _____ at the door. "
SOUND GREETING
it's me, Ruthie!"

"Chef, go check in the _____ for more candles while I let Ruthie in. Try to find a _____
ROOM IN THE HOUSE ADJECTIVE
_____ while you're in there too." I want to make sure all of our guests are _____.
NOUN ADJECTIVE

"_____ Ruthie!" Isaac said as he opened the _____. "I'm so
GREETING NOUN
_____ that you're here."
EMOTION

"Good to see you, too Isaac," said Ruthie. "I had a feeling you might forget so I brought _____
NUMBER
extra candles, my menorah, and a tray of my famous baked _____ as well. The secret
VEGETABLE
ingredient is _____.
NOUN

"_____!" Isaac said. Now we're ready to celebrate.
ADJECTIVE



Hanukkah Traditions

My favorite part of Hanukkah is _____ latkes. Our family loves to experiment
VERB ENDING IN "ING"

with different flavors. We make _____, _____, and even
ADJECTIVE VEGETABLE

_____ ones. My friends all say that our latkes are
ADJECTIVE COLOR

ADJECTIVE

My _____ always brings _____ fried ice cream. I seriously
TYPE OF RELATIVE TYPE OF FOOD

don't know how they make that! This year, I'm going to make _____ stuffed with
TYPE OF FOOD

_____. It will be _____, _____ is going to fall off
TYPE OF FOOD ADJECTIVE NAME OF RELATIVE

the _____ after trying them.
PIECE OF FURNITURE


After dinner, we always share the story of the _____, _____. Then
ADJECTIVE GROUP OF PEOPLE

we light the _____ and sing _____. It's a _____
NOUN SONG TITLE ADJECTIVE

evening for everyone.

Who Stole Hanukkah?! Finger Puppets


Print and cut out these colorful characters to make your own finger puppets and put on a Hanukkah show! For more fun activities, visit pjlibrary.org/hanukkah.



Nerli the Detective



Groucho the Cat



Professor Croak




Latke Troll

Who Stole Hanukkah?! Finger Puppets


Print and cut out these colorful characters to make your own finger puppets and put on a Hanukkah show! For more fun activities, visit pjlibrary.org/hanukkah.




Mademoiselle Menorah





Crystal the Clairvoyant




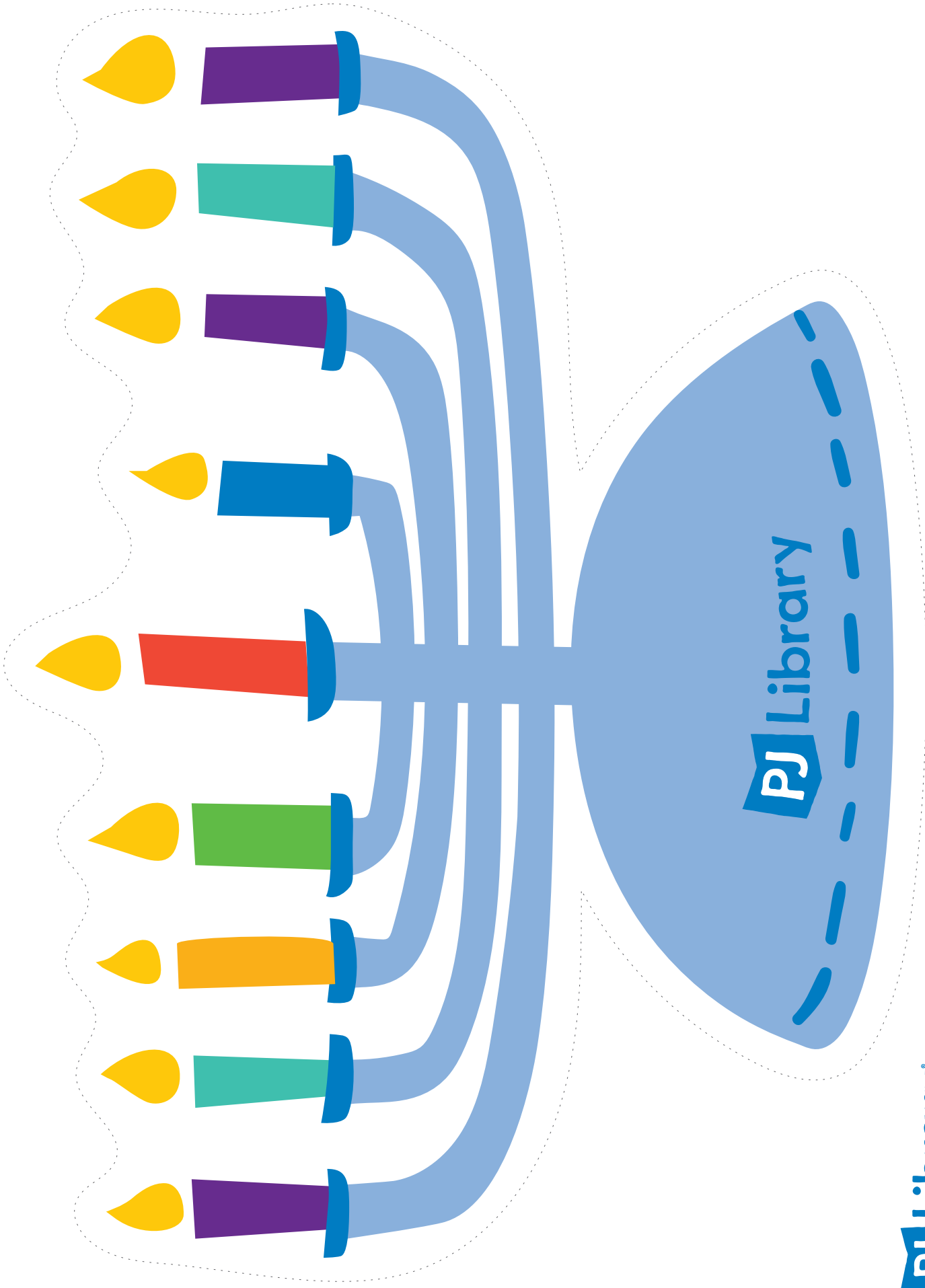
Ora Star


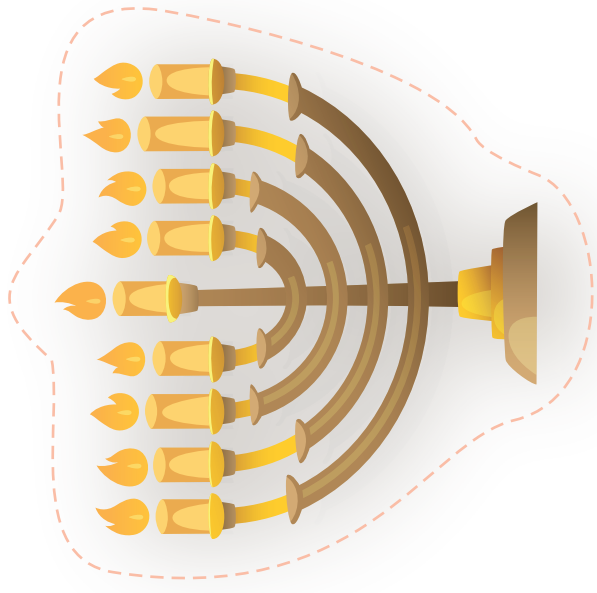


Bomba the Warrior Elephant









Spot the 8 Differences



Spot the 8 Differences





Jewish Federation
of Palm Beach County

**Connect with us
HERE**



PB JewishLife



pbjewishlife



**Sign up for our free
programs HERE**



**Sign up to volunteer
for 8 Days 8 Ways
HERE**



Family & Community Connectors bring Jewish life to you, right where you are by hosting small gatherings with a Jewish twist, connecting you with local individuals/families, and helping you find meaningful ways to be part of Jewish life across the Palm Beaches.

Pair me with a Connector



**For more great resources, visit:
jewishpb.org/hanukkah**

